

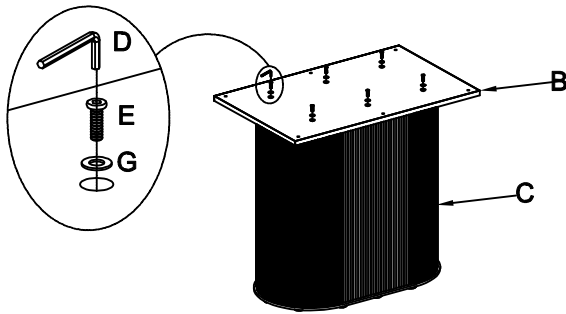
ASSEMBLY INSTRUCTION

Model: ROB-6924

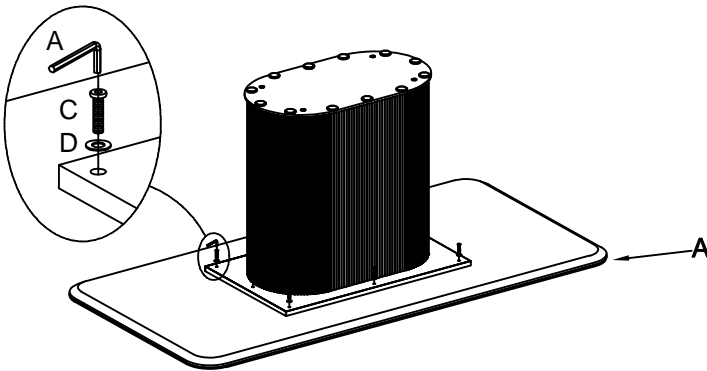
Description: Roberto 180cm Fixed Dining Table

Thank you for purchasing this Torelli product. Every effort has been taken to ensure your product arrives in the best condition and to your complete satisfaction. Before you begin to assemble your new furniture, please check to ensure that you have received all assembly fittings and hardware as indicated on this assembly instructions as parts may have become dislodged during delivery. Please follow the assembly instructions closely when proceeding to assemble your new product.

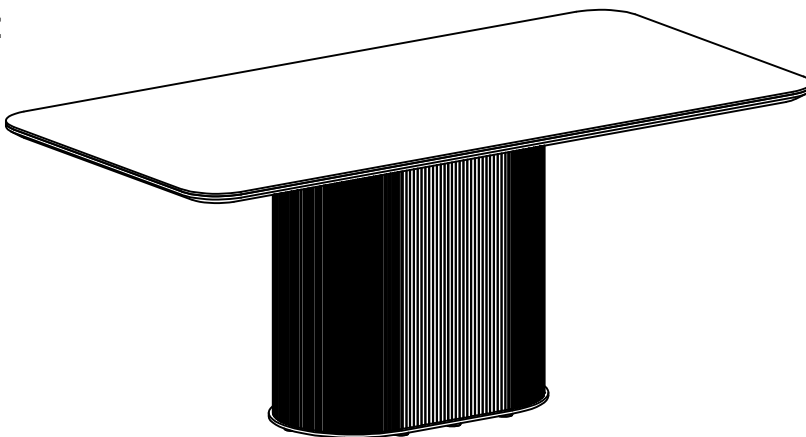
Step 1:



Step 2:



Finished:



PART LIST:

NO.	Description	Sketch	Quantity
A	Table top		1pc
B	Connect Bar -for legs		1pc
C	Leg		1pc

HARDWARE LIST:

NO.	Description	Sketch	Size	Quantity
D	Allen key		5mm	1pc
E	Bolt		M8*30/M5	6pcs
F	Bolt		M8*35/M5	8pcs
G	Washer		$\phi 17^* \phi 8^*1.5$	14pcs