

NIKO



MADE IN
BRITAIN

Timber Frame

Sturdy and reliable, this hardwood frame is made with sustainably sourced timber. Put together by skilled craftsmen, by hand in the UK, this sofa is made to last.

Seat Cushions

Foam, that bounces back for an ultra low maintenance sit, and a comfortable cocoon of support.


Feet

This sofa sits on unseen glides.

Scatter Cushions

Soft and inviting, our duck feather scatter cushions are 100% responsibly sourced. They're included, too - simply choose a fabric **per pair** from this book.


Extra Large Sofa



H	W	D
84	230	112


SPLIT FOR EASY DELIVERY

Large Sofa




H	W	D
84	198	112

Cuddler




H	W	D
84	138	112

Large Stool



H	W	D
44	112	65


Square Table (Glass Top)



H	W	D
38	95	95

PLAIN OR ACCENT FABRIC ON TOP


Rectangle Table (Glass Top)



H	W	D
38	110	55

PLAIN OR ACCENT FABRIC ON TOP

LHF Large Corner Group



H	W	D
84	319	112/202

RHF ALSO AVAILABLE


LHF Medium Corner Group



H	W	D
84	287	112/202

RHF ALSO AVAILABLE


LHF Large Chaise Sofa



H	W	D
84	322	112/170

RHF ALSO AVAILABLE


LHF Medium Chaise Sofa



H	W	D
84	290	112/170

RHF ALSO AVAILABLE


LHF 1 Arm Large



H	W	D
84	207	112

RHF ALSO AVAILABLE


LHF 1 Arm Medium



H	W	D
84	175	112

RHF ALSO AVAILABLE


LHF 1 Arm 1 Seater



H	W	D
84	115	112

RHF ALSO AVAILABLE


RHF 1 Arm Chaise



H	W	D
84	115	170


LHF ALSO AVAILABLE

Corner Box



H	W	D
84	110	110

Armless Unit



H	W	D
84	92	112

Fabric location guidance: When selecting your fabric locations, fabric location 1 is always the body fabric. Then, work from the outside scatters in for fabric locations 2, 3 etc.

Dimensions shown in cm. H = height, W = width, D = depth