



PW = ACC - P4563 (45 x 45 x 12cm) PW = ACC - 4507 (50 x 50 x 18cm)

ALL PW shown in the above picture are sold separately

Axis

CLT + 2.5ER
FAB - TER - 02



Side View

KEENS[®]
BELFAST



Axis

CLT + 2.5ER
FAB - TER - 02



Side View

KEENS[®]
BELFAST



Axis
SCH
FAB-BLN-01



Side View

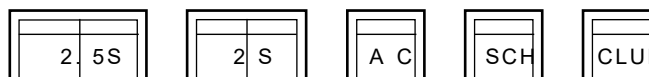
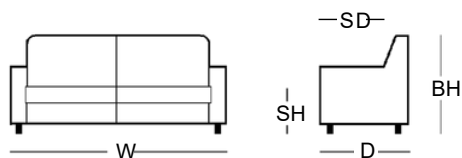
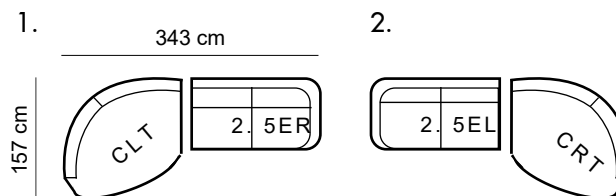
KEENS[®]
BELFAST

Axis

DIMENSION

Configuration	Width		Seat Width		Depth		Seat Depth		Back Height		Seat Height		Weight		Volume	
	cm	inch	cm	inch	cm	inch	cm	inch	cm	inch	cm	inch	kg	lb	m ³	ft ³
2.5EL, 2.5ER	192	76	170	67	98	39	56	22	86	34	45	18	65	144	1.62	57.15
CLT,CRT	151	59	128	50	157	62	115	45	86	34	45	18	73	161	2.04	72.00
2.5S	214	84	170	67	98	39	56	22	86	34	45	18	75	166	1.80	63.69
2S	174	69	130	51	98	39	56	22	86	34	45	18	61	135	1.47	51.79
AC	109	43	65	26	98	39	56	22	86	34	45	18	38	84	0.92	32.44
SCH	80	31	51	20	81	32	58	23	74	29	43	17	30	67	0.48	16.93
CLUB	80	31	51	20	81	32	58	23	74	29	43	17	27	60	0.48	16.93

COMBINATIONS



CONSTRUCTION

SEAT :No-sag Spring

BACK REST : Rubber Webbing

SEAT CUSHION : D/38S + D/22 + Inner Coil
(CLUB:D/38S + D/22)

BACK REST CUSHION : 100%Loose fibre
(CLUB:D/38S)

LEGS :

Main legs code : MLG-1718-23L

Support legs code : MLG-1316-23L / MLG-1589-23L

material : Metal

height : 160mm (MLG-1718-23L)

100-150mm (MLG-1316-23L)

150mm (MLG-1589-23L)

colour : 23 = Matte Black

Sofa legs are packed separately